



Download >>> <http://bit.ly/2SIYCTv>

## About This Content

The BORAIL wagons were an interesting group that found themselves built in the revenue series of wagons although they would find themselves often used as special wagons and for the Civil Engineer. The primary use for the wagons was the transportation of lengths of new rail from the rolling mills to either track prefabrication plants or to docks for export. Given that the standard length of rail was 60ft the BORAIL wagons measured 62ft over headstocks and were fitted with bolsters to support the load.

There were two variations of BORAIL constructed with different types of traffic in mind. By far the largest group were those 135 built to dia. 1/483 with 5 bolsters for the carrying of finished rail for fabrication or export. A further 30 wagons were constructed using the same under-frame but without the bolsters. These wagons were designed for carrying pre-stressed concrete beams and had flush sockets on the deck to locate stanchions as required.

Although designed with two specific traffic uses in mind photographs show that they were looked on as 'handy' for a number of other uses including carrying vehicles. Naturally they were pressed into service to carry items longer than other bolster wagons could handle without the need for runner wagons. However, they also seem to have found a lot of use in carrying exceptional loads either as spacers or for carrying the load itself. In some pictures the bolster fitted wagons can be seen with their bolsters removed to carry alternative loads including deck sections for the Humber Bridge.

The 1970's and 1980's saw a large program to convert existing wagons to the air braking system as British Rail attempted to modernise and increase the speed and profitability of it's freight services. The vast majority of the BORAILS (150 out of 165 constructed) passed through the BR works in Shildon for air brake conversion that was to radically change the appearance of the wagons.

---

The bogies were replaced with 1.8m wheelbase Y25C bogies fitted with hand brake wheels. Alongside this the body was totally rebuilt with new 8-inch high sides with six (later 8) pockets for ratchet tensioners to allow the use of nylon straps for securing loads, a new deck was fitted along with six new bolsters. The mounts for the original securing rings were retained and used to support the new body and the wagons were finished in Railfreight flame red and grey livery.

However, the membership of the revenue fleet was to be short lived as in early 1983 the entire fleet was transferred to the Civil Engineers department where they gained the TOPS code YLA and FISHKIND of 'Mullet', generally stencilled on a central yellow panel along with a DC prefix to the number. Eventually the wagons gained the engineers yellow and grey livery. Many of the wagons gained additional ratchet tensioners both to increase those originally fitted with 6 tensioners per side to 8 or in some quite random locations possibly related to a specific load at some point.

In about 1985 around 10 wagons were converted by the Southern Region for the carrying of track panels by removing the bolsters and fitting heavy longitudinal timbers to raise the load above the deck rails. Initially the wagons gained the TOPS codes of YMA but retained their fishkind of Mullet. However, (possibly due to confusion) they gradually started gaining the fishkind of Parr. At this point the story becomes a little uncertain as these initial conversions then appear carrying concrete sleepers complete with the TOPS code of YQA but still retaining their original bodywork often with an additional tensioner at the mid-point if this had not been fitted at the point of the earlier conversion to air brakes.

At around the same a time a larger number of YLA Mullets were converted specifically for carrying concrete sleepers. These also lost their bolsters in favour of the longitudinal timbers but topped off with thinner timber strips. At the same time the bodywork was modified to include a step at the outer ends on both sides. Other conversions involved the fitting of more tensioners to number 13 per side along with the steps at the end to a slightly different style.

Ultimately there were some 69 conversions for sleeper carrying and they all ended up carrying the TOPS code of YQA and fishkind of Parr. This pack attempts to give the general feel of the confused history of these wagons and makes a distinction in the naming that YMA Mullets are track panel carriers and YQA Parrs are sleepers carriers. However, there is a bit of randomisation once the wagons are in the simulator to reflect the confused coding and naming of the earlier conversions.

### **The YQA Parr Wagon Pack for Train Simulator features**

- YQA Parr sleeper carrier and YMA Mullet track panel carrier models in Engineers 'Dutch' livery
- Clean and Weathered textures
- Empty and Loaded versions with suitable physics
- Animated hand brake wheels
- Randomised body style for the YMA
- Intelligent tail lamps

The pack includes a user manual with further details about the rolling stock and the customising of some of the features when using the wagons in scenarios.

---

Title: TS Marketplace: YQA Parr Wagon Pack

Genre: Simulation

Developer:

Fastline Simulation

Publisher:

Dovetail Games

Franchise:

Train Simulator

Release Date: 3 Mar, 2016

a09c17d780

**Minimum:**

**OS:**Windows® Vista / 7 / 8

**Processor:**Processor: 2.8 GHz Core 2 Duo (3.2 GHz Core 2 Duo recommended), AMD Athlon MP (multiprocessor variant or comparable processors)

**Memory:**2 GB RAM

**Graphics:**512 MB with Pixel Shader 3.0 (AGP PCIe only)

**DirectX®:**9.0c


**Hard Drive:**6 GB HD space


**Sound:**Direct X 9.0c compatible

**Other Requirements:**Broadband Internet connection


**Additional:**Quicktime Player is required for playing the videos

English









---

This pack is good if you want to make a track work team. I'll also buy this with a class 66 as it does go really well with it. Over all it's a 10V10.

(Feel free to add me as a friend). Some good wagons here, very nicely detailed and will be good for track maintainance scenarios, The physics and textures are also nicely finished.. Another fantastic wagon pack. With various loads there ideal for Engineering Trip Scenarios or Ideal for static AI in yards like Kingmoor. Beautifully detailed and physics perfect and the sounds are acurate as per.





---

[ATTACK OF THE KILLER FURRIES \[Ativador\]](#)  
[ExtinctionArts full crack \[portable edition\]](#)  
[Restaurant Empire II download for pc](#)  
[Rising Storm 2: Vietnam - Man Down Under Cosmetic DLC android apk download](#)  
[Sine Mora EX download for pc](#)  
[Super Jigsaw Puzzle: Generations - Trains Puzzles \[Keygen\]](#)  
[Operation Flashpoint: Dragon Rising Free Download \[Keygen\]](#)  
[Fatman Simulator Torrent Download \[crack\]](#)  
[Little Briar Rose: Game + OST + Artwork Pack download 100mb pc](#)  
[FlyWings 2018 - Boeing 757 Family Activation Code \[torrent Full\]](#)